



GlobalDentallab

Web: www.gdentallab.com
 Tel: +212 611 26 84 87
 E-mail: joe@cn-dentallab.com

OFFICE NAME: _____

DR: _____

PATIENT: _____

SHIPPING DATE: _____

DATE REQUIRED: _____

CASE No: _____

Other Instruction:

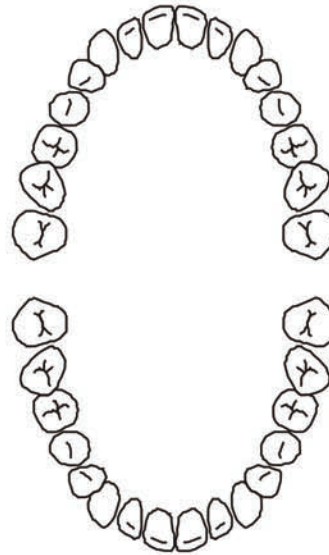
Signature: _____

EUROPEAN TEETH POSITION

18	17	16	15	14	13	12	11	21	22	23	24	25	26	27	28
48	47	46	45	44	43	42	41	31	32	33	34	35	36	37	38

U.S.A. TEETH POSITION

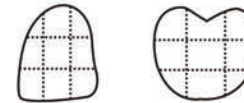
1	2	3	4	5	6	7	8	9	10	11	12	13	14	15	16
32	31	30	29	28	27	26	25	24	23	22	21	20	19	18	17



If No Occlusal Clearance

- Call doctor
- Spot opposing
- Metal occlusion
- Metal island

Shade: _____



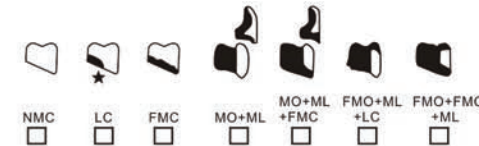
Occlusal Stain

- Heavy
- Light
- No


Porcelain Butt Margin

Tooth No.: _____

Metal Design:



Embrasure:



- Open
- Close

Pontic Design



-
-
-
-

Proximal Contact:



- Normal
- Extended

Occlusal Contact:



- Heavy
- Light
- No

Layer of Die Spacer

- 1
- 2
- 3

★ Stands for Default Setting

PFM

- Gold Yellow 86.9%
- Gold White 54.2%
- Gold White 40.3%
- Gold White 2%
- Semi-Precious
- Captek
- NP Co-Cr
- NP Ni-Cr

Full Cast

- Gold Yellow 40%
- Gold Yellow 56%
- Gold White 54.2%
- Gold White 40.3%
- Semi-Precious
- NP Co-Cr
- NP Ni-Cr

Metal Free

- IPS e.max press
- Zirconia
- Composite

Enclosed with case

- Impression
- Study model
- Working Model
- Bite
- Picture
- Shade Guide
- Post&Core

Others:

Fixed

- Crown
- Veneer
- Bridge
- Maryland Bridge/wing
- Inlay/Onlay
- Telescope
- Post & Core
- Implant
- Post & Core + Crown

Removable

- Framework
- Lower
- Full Denture
- Set-up teeth
- Acrylic Partial
- Clasp
- Valplast
- Mesh
- Upper
- Finish

Rest Seat for Partial

- Occlusal
- Mesial
- lingual
- Metal
- Distal